

# **STUDENT RESOURCE GUIDE**

**grade 6**




## Grade 6

### Distant Learning Daily Guide

#### Log in information:



**Google Classroom:** You will need to check Google Classroom daily to view messages, announcements, updates and to get links for assignments as needed. Click [here](#) for help with using Google Classroom, uploading assignments, etc.

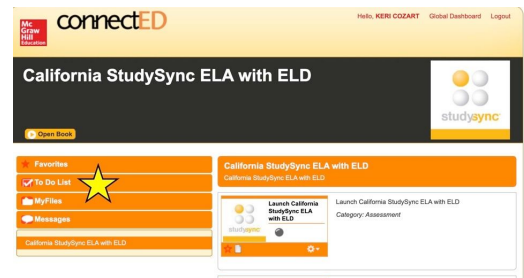


**Google Drive** - You will use Google Drive to create your Google Docs to share with your teacher. Your Google Drive will also have your personal Google Classroom Folder with activities/assignments that you clicked on in Google Classroom



**Connected:** <https://connected.mcgraw-hill.com/connected/login.do> All activities will be completed on line in StudySync. Assignments will be assigned through StudySync. All your assignments will be found under "My

Assignments" You will complete the reading and activities in StudySync.



**Brainpop:** <https://brainpop.com> User Name: *riversideprep* Password: *bpop* Activity handouts will be found in this packet. It is encouraged to do the activities such as vocabulary, graphic organizers and summary writing by creating a Google Doc and sharing with your teacher. Don't forget to include on your Google Doc: Your name, date, name of assignment before sharing. You can upload this through Google Classroom or share directly with your teacher.

**Daily PE log:** Click [here](#) to have a copy of your daily PE log. This copy will be saved directly to your Google Drive. You will be able to edit and type on this document directly each day. Share this log with your teacher by clicking on the blue share button in the upper right hand. Type in your teacher's name or email address.

**Annotation Video:** Click [here](#) for support on how to annotate

**Student SRG** - This is a daily guide for activities to be completed daily. Any Comprehension questions, writing prompts that are not in StudySync have been included in the daily activities. These activities should be completed on a Google Doc in your Google Drive. You can share these with your teacher by uploading to Google Classroom, or just sharing directly from your Google Doc by clicking on the blue Share button. A prompt will come up to type in your teacher's name/email address.



## DAILY ACTIVITIES

	Subject	Assignment - Suggestion: Complete your weekly work by the end of the week.
Day 1	ELA	<p><b>StudySync Unit 2, “Black Ships Before Troy” Story Structure:</b> Log into StudySync and go to the Assignments StudySync.</p> <ul style="list-style-type: none"> <li>• WATCH: “Story Structure” in Studysync</li> <li>• Answers these - Story Structure questions <u>on a piece of paper</u> as you watch</li> <li>• Then type these answers on a Google Doc. Put your name, date, name of assignment and share with your teacher. Click <a href="#">here</a> for the Google Doc to type your answers.</li> <li>• Read “Define and Model” pages. Annotate using the orange annotate tool.</li> <li>• Complete the “Your Turn” sheet for “Story Structure - Black Ships Before Troy”</li> </ul> <div style="border: 1px solid black; padding: 10px; margin-top: 10px;"> <p>1. A story's structure is made up of three familiar parts, the _____.</p> <p>2. In a story, the sequence of events is called the _____.</p> <p>3. Stories often get their action and drama from a problem or _____ facing the characters.</p> <p>4. A _____ sets a plot moving from the beginning of a story to its middle.</p> <p>5. The central problem of a story is solved or reaches its end in the story's _____ or _____.</p> </div>
	MATH	ALEKS
	SOCIAL STUDIES	<p>WATCH Brainpop “Fall of the Roman Empire” video. Go to Brainpop and search for the title of the video.</p> <p>DO: Complete the Brainpop Activity Paper. <u>You will need to complete the activity by creating a Google Doc. Go to your Google Drive, click on Google Doc your name, date, title of assignment and complete assignment. Don't forget to share with your teacher.</u></p>
	PE	<p>Click <a href="#">here</a> to Complete your daily <b>PE log</b>. <i>This link will automatically force a copy into your Google Classroom drive. You can just click on this document in your Google Drive each day and fill out. Don't forget to share your PE log with your teacher. You will only have to do this one time. Your teacher will see your daily edits.</i></p>
Day 2	ELA	<p><b>StudySync Unit 2 - “Black Ships Before Troy”</b> Go to the Assignments StudySync.</p> <ul style="list-style-type: none"> <li>• Click on Read and Read the Article.</li> <li>• Complete the “Think Questions” 1-5 for “Black Ships Before Troy”</li> <li>• Complete “Focus Questions” 2-3</li> </ul>

	MATH	ALEKS
	SCIENCE Scroll Down packet for Day 2 handout	WATCH Brainpop “Land Biomes” video. Go to Brainpop and search for the title of the video. DO: Complete the Land Biomes Brainpop worksheet. <u>You will need to complete the activity paper that is included in the packet on a Google Doc. Include your name, date, title of assignment Share with your teacher.</u>
	PE	Complete your daily PE log. Click here for your PE log
<b>Day 3</b>	ELA	<b>StudySync Unit 2 Grammar Skills: Commas</b> Go to Assignments <ul style="list-style-type: none"> <li>Complete Define, Vocabulary, Model</li> <li>Complete Your Turn Questions 1-3</li> </ul>
	MATH	ALEKS
	SCIENCE Scroll Down packet for Day 3 handout	WATCH Brainpop “North Pole” video. Go to Brainpop and search for the title of the video. DO: Complete the North Pole Brainpop graphic organizer. <i>(on a piece of paper)</i> Write a summary comparing and contrasting the Geographic North Pole and North Magnetic North Pole on the back of the graphic organizer or separate sheet of paper. <u>You will need to complete the activity paper that is included in the packet on a Google Doc. Include your name, date, title of assignment Share with your teacher.</u>
	PE	Complete your daily PE log
<b>Day 4</b>	ELA	<b>StudySync Unit 2 Vocabulary Review “Black Ships Before Troy”</b> Go to the Assignments StudySync. <ul style="list-style-type: none"> <li>Click on Read and ReRead the Article.</li> <li>Complete the “Vocabulary Review” for “Black Ships Before Troy</li> <li>Complete “Writing Prompt”</li> </ul>
	MATH	ALEKS
	SCIENCE Scroll Down packet for Day 4 handout	WATCH Brainpop “Ecosystems” video. Go to Brainpop and search for the title of the video. DO: Complete the “Ecosystems” Brainpop worksheet. <u>You will need to complete the activity paper that is included in the packet on a Google Doc. Include your name, date, title of assignment Share with your teacher.</u>
	PE	Complete your daily PE log
<b>Day 5</b>	ELA	<b>StudySync Unit 2 Grammar Skill: “Pronouns and Antecedents”</b> <ul style="list-style-type: none"> <li>DEFINE: Watch Video</li> <li>Complete Vocabulary exercise</li> <li>Read MODEL - Annotate as Needed</li> <li>Complete Your Turn Questions 1-3</li> </ul>
	MATH	ALEKS
	PE	Complete your daily PE log

Day 6	ELA	<p><b>StudySync Unit 2 Skill- MEDIA</b> Go to the Assignments in StudySync. “Media Mythology: Timeless Tales of Gods and Heroes” <b>(Unit 2)</b></p> <ul style="list-style-type: none"><li>Click to watch the video. Watch Intro of Mythology: Timeless Tales of Gods and Heroes”</li><li>Read “DEFINE” and “Model” <i>Annotate - use the Orange Annotate Tool</i></li><li>Do the YOUR TURN part A and B</li><li>Copy this chart onto a piece of paper and provide examples of each media</li><li>Click <a href="#">here to complete the chart.. Include your name, date, title of assignment Share with your teacher.</a></li></ul> <p><b>Complete a Chart</b> In each box in the right column, write the examples or types of media described in the box to the left.</p> <table><tr><td>example of a medium that uses only sounds</td><td>radio</td></tr><tr><td>main type of media found in books</td><td></td></tr><tr><td>examples of media that combine video and audio</td><td></td></tr><tr><td>examples of online communication</td><td></td></tr><tr><td>types of media that use only images</td><td></td></tr></table>	example of a medium that uses only sounds	radio	main type of media found in books		examples of media that combine video and audio		examples of online communication		types of media that use only images	
	example of a medium that uses only sounds	radio										
	main type of media found in books											
	examples of media that combine video and audio											
examples of online communication												
types of media that use only images												
MATH	ALEKS											
PE	Complete your daily PE log											
Day 7	ELA	<p><b>StudySync Unit 2 -First Read</b> Go to the Assignments in StudySync. Type in “Mythology - Timeless Tales of Gods and Heroes.” Click to watch the video. First Read: <i>Mythology: Timeless Tales of Gods and Heroes (Unit 2)</i></p> <ul style="list-style-type: none"><li>Watch Intro of Mythology: Timeless Tales of Gods and Heroes” (Unit 2)</li><li>Click Read Mythology: Timeless Tales of Gods and Heroes</li><li>Complete the Think Questions 1-5</li></ul>										
	MATH	ALEKS										
	SCIENCE	WATCH Brainpop “Forest” video. Go to Brainpop JR. and search Forest. <i>(You will need to look in the upper left corner and change brainpop to brainpop, jr. to</i>										

<b>Day 7</b>	Scroll Down packet for Day 7 handout	access this video.) <a href="https://jr.brainpop.com/science/habitats/forests/">https://jr.brainpop.com/science/habitats/forests/</a> DO: Complete the “Forest” Brainpop worksheet. <u>You will need to complete the activity paper that is included in the packet on a Google Doc. Include your name, date, title of assignment. Share with your teacher.</u>
	PE	Complete your daily PE log
<b>Day 8</b>	ELA	<b>StudySync Unit 2 Grammar Skills:</b> Dashes and Hyphens <ul style="list-style-type: none"> <li>• DEFINE: Watch Video</li> <li>• Complete Vocabulary exercise</li> <li>• Read MODEL - Annotate as Needed using the orange annotate tool.</li> <li>• Complete Your Turn Questions 1-3.</li> </ul>
	MATH	ALEKS
	Social Studies  Scroll Down packet for Day 8 handout	WATCH Brainpop “Mesoamerica” video. Go to Brainpop. and search Mesoamerica. DO: Complete the Graphic Organizer <i>Compare and contrast the Olmec, Maya, and Aztec civilizations</i> <u>You will need to complete the activity paper that is included in the packet on a piece of paper. Keep these.</u> Write: Using your notes, write a summary paragraph comparing and contrasting the Olmec, Maya and Aztec civilizations Click <a href="#">here</a> to type your summary on a Google Doc. Share with your teacher when finished.
	PE	Complete your daily PE log
<b>Day 9</b>	ELA	<b>StudySync Unit 2 Close Read:</b> Go to the Assignments in StudySync. “Mythology - Timeless Tales of Gods and Heroes.” Choose Close Read: Mythology: Timeless Tales of Gods and Heroes <ul style="list-style-type: none"> <li>• Click on Vocabulary and Complete activity</li> <li>• Click Read Mythology: Timeless Tales of Gods and Heroes - <i>Annotate</i></li> <li>• Click Write, read the prompt and write your response.</li> </ul>
	MATH	ALEKS
	Social Studies	<b>StudySync Unit 2 Blast:</b> Finders Keeper. <i>Where should Artifacts be Displayed?</i> <ul style="list-style-type: none"> <li>• Go to Study Sync Assignments. Click on Blast: Finders Keeper</li> <li>• Read Background and Annotate</li> <li>• Complete the activities on the left hand side</li> </ul>
	PE	Complete your daily PE log
<b>Day 10</b>	ELA	<b>StudySync Skills Unit 2: Academic Vocabulary Lesson 3</b> Go to the Assignments in Study Sync. <ul style="list-style-type: none"> <li>• Click “DEFINE” and watch video</li> <li>• Complete Vocabulary activity</li> <li>• Click on MODEL, Read and Annotate</li> <li>• Complete “Your Turn” practice</li> </ul>
	MATH	ALEKS
	PE	Complete your daily PE log

<b>Day 11</b>	ELA	<b>StudySync Skills Unit 2: “The Hero Schliemann-The Dreamer Who Dug For Troy”</b> Go to Study Sync Assignments. “Author’s Purpose and Author’s Point of View” Go to Assignments. <b>(Unit 2)</b> <ul style="list-style-type: none"> <li>• WATCH: ““Author’s Purpose and Author’s Point of View”</li> <li>• Complete the Access 1 Skill - Author’s Purpose and Author’s Point of View as you watch the video.</li> <li>• Read “Define and Model” pages. Annotate each.</li> <li>• Complete the “Your Turn” sheet for “Author’s Purpose and Author’s Point of View”</li> </ul>
	MATH	ALEKS
	Science Scroll Down packet for Day 11 handout	<ul style="list-style-type: none"> <li>• WATCH Brainpop,jr. “Arctic Habitats”. Go to Brainpop.jr and search “Arctic Habitats.” <a href="https://jr.brainpop.com/science/habitats/arctichabitats/">https://jr.brainpop.com/science/habitats/arctichabitats/</a></li> <li>• DO: Complete the Graphic Organizer (see handout). <u><i>You will need to complete the activity paper that is included in the packet on a piece of paper.</i></u> Then type your notes on a Google doc and share with your teacher. <b>Don’t forget to put your name, title, date and name of assignment.</b></li> </ul>
	PE	Complete your daily PE log
<b>Day 12</b>	ELA	<b>Read</b> “The Hero Schliemann-The Dreamer Who Dug For Troy” Go to the Assignments in StudySync. <b>(Unit 2)</b> <ul style="list-style-type: none"> <li>• Click on Intro and watch the video</li> <li>• Click Read “The Hero Schliemann” - <i>Annotate</i></li> <li>• Click Think and answer questions 1-5.</li> </ul>
	MATH	ALEKS
	Social Studies	<ul style="list-style-type: none"> <li>• Watch the Youtube Video <a href="#">Narcissus and Echo</a> (click on link)</li> <li>• Take notes on a piece of paper as you watch.</li> <li>• Write: Click <a href="#">here</a> to Summarize the Myth and be sure to include the theme of the Myth, and character analysis of Narcissus and Echo. Share with your teacher when finished with your Google Doc summary.</li> </ul>
	PE	Complete your daily PE log
<b>Day 13</b>	ELA	<b>Skills: Academic Vocabulary Lesson 4 (Unit 2)</b> Go to the Assignments in Study Sync. <ul style="list-style-type: none"> <li>• Click “DEFINE” and watch video</li> <li>• Complete Academic Vocabulary Meaning activity</li> <li>• Click on Model, read and Annotate</li> <li>• Complete “Your Turn” practice activity</li> </ul>
	MATH	ALEKS
<b>Day 13</b>	Science Scroll Down packet for Day 13 handout	WATCH Brainpop “Nuclear Energy” video. Go to Brainpop. and search Nuclear Energy. DO: Complete the Graphic Organizer Nuclear Energy: Pros and Cons. Save this for your writing for Day 14. <u><i>You will need to complete the activity paper that is included in the packet on a piece of paper.</i></u> <b>Keep this for tomorrow’s writing activity.</b>



	PE	Complete your daily PE log
<b>Day 14</b>	ELA	<b>StudySync Close Read: ReRead</b> “The Hero Schliemann-The Dreamer Who Dug For Troy” Go to the Assignments in StudySync. <b>(Unit 2-)</b> <ul style="list-style-type: none"> <li>Click on Vocabulary and Complete the Vocabulary Review for “The Hero Schliemann-The Dreamer Who Dug For Troy”</li> <li>Writing - Complete the Writing Prompt</li> </ul>
	MATH	ALEKS
	Social Studies	<ul style="list-style-type: none"> <li>Re-WATCH Brainpop “Nuclear Energy” video. Go to Brainpop. and search Nuclear Energy.</li> <li>DO: Using your Notes from the Graphic Organizer Nuclear Energy: Pros and Cons, complete the “Viewpoint” writing activity. Click <a href="#">here</a> for your Google Doc.</li> </ul>
	PE	Complete your daily PE log
<b>Day 15</b>	ELA	<b>Skills: Academic Vocabulary Lesson 5 (Unit 2)</b> Go to the Assignments in Study Sync. <ul style="list-style-type: none"> <li>Click “DEFINE” and watch video</li> <li>Complete Academic Vocabulary Meaning activity</li> <li>Click on Model, read and Annotate</li> <li>Complete “Your Turn” practice activity</li> </ul>
	MATH	ALEKS
	PE	Complete your daily PE log
<b>Day 16</b>	ELA	<b>StudySync Unit 3 - Watch the Unit Introduction for Unit 3 “Facing Challenges”</b> <ul style="list-style-type: none"> <li>Complete the Blast: Facing Challenges</li> <li>Complete Access 1 Handout</li> </ul>
	MATH	ALEKS
	Science Scroll Down packet for Day 16 handout	<ul style="list-style-type: none"> <li>WATCH Brainpop “Fossil Fuels” video. Go to Brainpop. and search Fossil Fuels.</li> <li>DO: Fossil Fuel categorize worksheet (See handout in this packet for reference) <u><i>You will need to then complete the activity paper that is included in the packet on a piece of paper</i></u> Then type up on a Google Doc. Share with your teacher when finished.</li> </ul>
	PE	Complete your daily PE log
<b>Day 17</b>	ELA	<b>StudySync Unit 3 - Skills: Story Structure</b> <ul style="list-style-type: none"> <li>Watch the Intro Video under DEFINE</li> <li>Read the Model and Annotate</li> <li>Complete the “Your Turn” questions</li> </ul>
	MATH	ALEKS



	Science Scroll Down packet for Day 17 handout	<ul style="list-style-type: none"> <li>• Re-WATCH Brainpop “Fossil Fuels” video. Go to Brainpop. and search Fossil Fuels.</li> <li>• DO: Fossil Fuel compare and contrast worksheet. Summarize How are mining coal and extracting oil Similar? How are they different? Write two paragraphs. Create a Google Doc to write your compare/contrast essay. Share with your teacher when finished.</li> </ul>
	PE	Complete your daily PE log
<b>Day 18</b>	ELA	<b>First Read</b> Roll of Thunder, Hear My Cry ( <b>Unit 3</b> ) Go to the Assignments in StudySync. <ul style="list-style-type: none"> <li>• Watch Intro Roll of Thunder</li> <li>• Click Read Roll of Thunder and Annotate</li> <li>• Use Access 4 handout to support your reading, annotation and understanding of vocabulary as a study guide. Click on <a href="#">Access 4</a> (blue link) under Roll of Thunder, Hear My Cry (Unit 3 for reference. Write your answers on a piece of paper. Then click <a href="#">here</a> to complete the Google Doc with your answers. Share your Google Doc with your teacher when finished.</li> </ul>
	MATH	ALEKS
	PE	Complete your daily PE log
<b>Day 19</b>	ELA	<b>First Read</b> Roll of Thunder, Hear My Cry ( <b>Unit 3</b> ) Go to the Assignments in StudySync. <ul style="list-style-type: none"> <li>• ReRead Roll of Thunder</li> <li>• Complete the Think Questions 1-8</li> </ul>
	MATH	ALEKS
	PE	Complete your daily PE log
<b>Day 20</b>	ELA	Grammar Activity Understanding Dialect. <ul style="list-style-type: none"> <li>• Read Grammar Activity and complete exercise (Grammar Handout in StudySync under First Read, “Roll of Thunder”</li> </ul> Vocabulary Review <ul style="list-style-type: none"> <li>• Complete Vocabulary Review worksheet in StudySync</li> </ul>
	MATH	ALEKS
	PE	Complete your daily PE log

# DAILY ACTIVITY PE LOG

*Directions:* Each day, complete a daily physical activity and document your exercise.

[illegible]

[illegible]



## Fall of the Roman Empire Worksheet

Date: \_\_\_\_\_

Name: \_\_\_\_\_

Class: \_\_\_\_\_

### Fill in the Blank

Complete the sentences using words from the word bank.

Diocletian   republic   Germanic   Constantinople   autocrats

1. The government of Rome switched from a \_\_\_\_\_ to an empire in the 1st century B.C.E.
2. Starting with Commodus, Roman emperors began to rule as \_\_\_\_\_, all-powerful individuals who ignored the advice of the senate.
3. In 284 C.E., the emperor \_\_\_\_\_ decided to divide the Roman Empire into two sections.
4. \_\_\_\_\_ was the capital of the Eastern Roman Empire.
5. By the 5th century, the Roman army was too weak to hold off invasions of \_\_\_\_\_ tribes from the north and west.

### Think About It

Did the Roman Empire fall because of internal problems or external problems? Explain.

---

---

---

---

---

---

---

---

---

---



## Land Biomes Vocabulary

Date: \_\_\_\_\_

Name: \_\_\_\_\_

Class: \_\_\_\_\_

Define each term below and use it in a sentence. Then choose two additional terms from the movie.

### Biome

**Definition:**

---

---

**Sentence:**

---

---

---

### Rain Forest

**Definition:**

---

---

**Sentence:**

---

---

---

### Grassland

**Definition:**

---

---

**Sentence:**

---

---

---

### Desert

**Definition:**

---

---

**Sentence:**

---

---

---

### Taiga

**Definition:**

---

---

**Sentence:**

---

---

---

### Tundra

**Definition:**

---

---

**Sentence:**

---

---

---

**Term:**

---

---

**Definition:**

---

---

**Sentence:**

---

---

---

**Term:**

---

---

**Definition:**

---

---

**Sentence:**

---

---

---



## North Pole Graphic Organizer

Date: \_\_\_\_\_

Name: \_\_\_\_\_

Class: \_\_\_\_\_

### Venn Diagram

Compare and contrast the Geographic North Pole with the North Magnetic Pole.

[illegible]



## Ecosystems Worksheet

Date: \_\_\_\_\_

Name: \_\_\_\_\_

Class: \_\_\_\_\_

### Further Research

Using Tim and Moby's exploration of the desert as your model, break down the main characteristics of other major ecosystems.

	Tropical rainforest	Arctic tundra
Rainfall	_____ _____ _____	_____ _____ _____
Sunlight/temperature	_____ _____ _____	_____ _____ _____
Community	_____ _____ _____	_____ _____ _____
Example of a population	_____ _____ _____	_____ _____ _____
Its habitat	_____ _____ _____	_____ _____ _____

### Categorize It

Determine whether each phrase describes a community, ecosystem, habitat, or population.

_____	A herd of bison
_____	Frogs, insects, and birds living near a pond
_____	The plants, animals, water, and soil of a forest
_____	The kelp forest where sea otters live
_____	All the hummingbirds that live in your state
_____	Fish, eels, and lobsters living in a coral reef
_____	A dying tree with holes that animals live in
_____	Wetland plants, animals, and marshes






Tree leaves give off oxygen and give us clean air to breathe. Do the experiment to see!

Name: \_\_\_\_\_

You'll need:

- \* a jar
- \* a leaf
- \* water



1. Pick a small leaf from a deciduous tree.
2. Fill the jar with water and drop the leaf into it. Place the jar in a sunny spot for at least one hour.
3. Look closely at the leaf in the jar. What do you see?

---

---

---

4. Why do you think there are bubbles on the leaf?



---

---

---

Think About It.



Plants use light, water, and carbon dioxide from the air to make its own food through a process called photosynthesis. Plants give off oxygen during the process. The bubbles you see are actually filled with oxygen!



Y-Chart

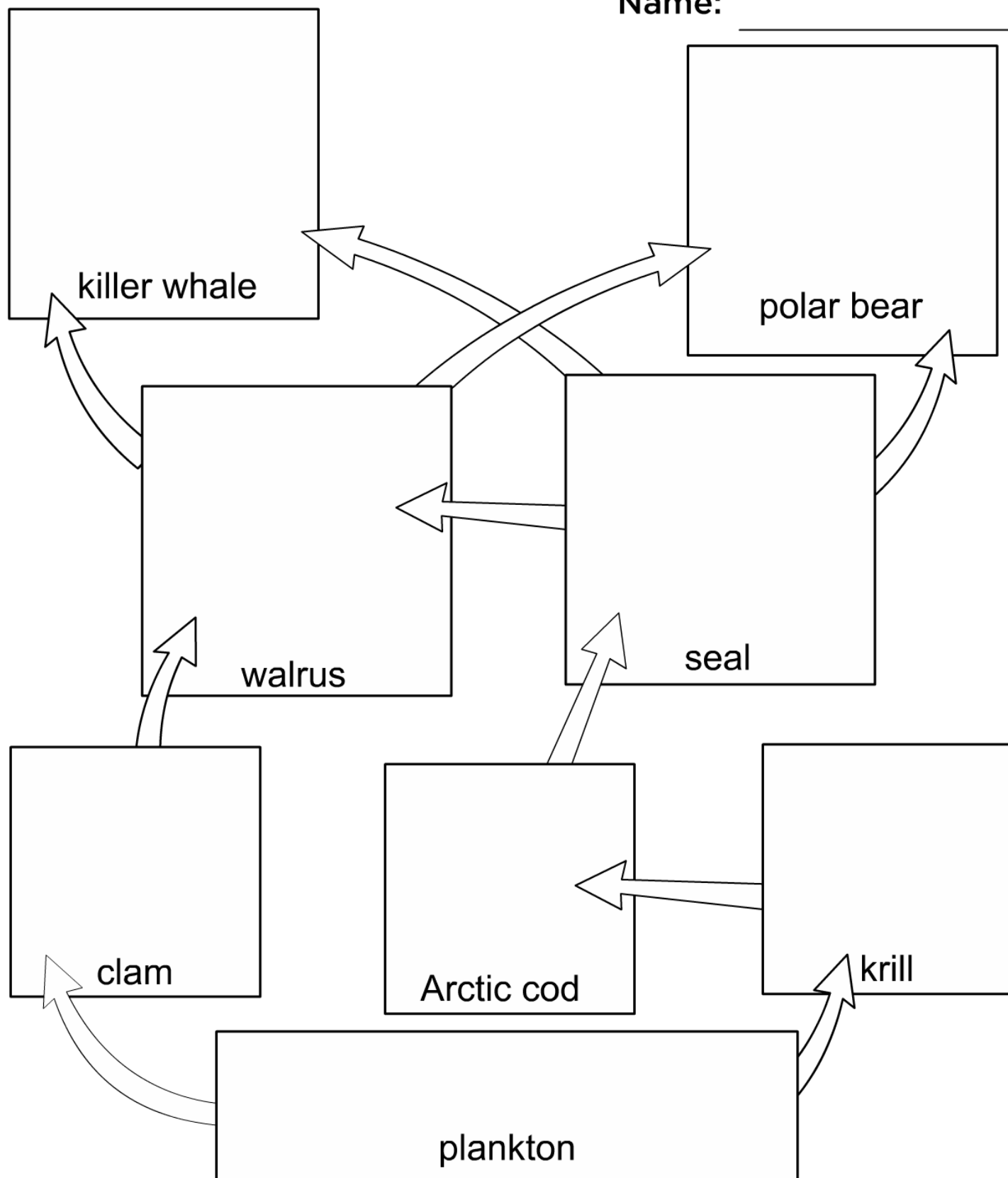
Compare and contrast the Olmec, Maya, and Aztec civilizations.

Olmec		
<hr/> <hr/> <hr/> <hr/> <hr/> <hr/> <hr/>		
Maya		Aztec
<hr/> <hr/> <hr/> <hr/> <hr/> <hr/> <hr/> <hr/> <hr/> <hr/> <hr/> <hr/> <hr/> <hr/> <hr/> <hr/>		<hr/> <hr/> <hr/> <hr/> <hr/> <hr/> <hr/> <hr/> <hr/> <hr/> <hr/> <hr/> <hr/> <hr/> <hr/> <hr/>



A food web shows how living things need each other to live. Draw pictures to fill in an Arctic food web.

Name: \_\_\_\_\_





# Nuclear Energy Graphic Organizer


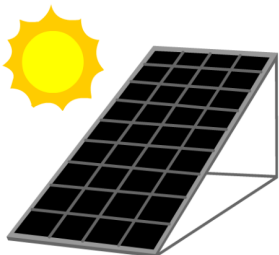


Date: \_\_\_\_\_

Name: \_\_\_\_\_

Class: \_\_\_\_\_

## Pros and Cons

How does nuclear energy stack up against other energy sources? In the Pros column, list each source's advantages over nuclear power. List its disadvantages in the Cons column.

	Pros	Cons
 <p>Fossil fuels</p>	<hr/> <hr/> <hr/> <hr/> <hr/> <hr/>	<hr/> <hr/> <hr/> <hr/> <hr/> <hr/>
 <p>Solar power</p>	<hr/> <hr/> <hr/> <hr/> <hr/> <hr/>	<hr/> <hr/> <hr/> <hr/> <hr/> <hr/>
 <p>Wind power</p>	<hr/> <hr/> <hr/> <hr/> <hr/> <hr/>	<hr/> <hr/> <hr/> <hr/> <hr/> <hr/>
 <p>Biofuel</p>	<hr/> <hr/> <hr/> <hr/> <hr/> <hr/>	<hr/> <hr/> <hr/> <hr/> <hr/> <hr/>



## Nuclear Energy Worksheet

Date: \_\_\_\_\_

Name: \_\_\_\_\_

Class: \_\_\_\_\_

### Viewpoints

Would you support or oppose the construction of more nuclear power plants in the United States? Write a paragraph explaining your position.

---

---

---

---

---

---

---

---

---

---

Now write from the perspective of someone with the opposite viewpoint. What arguments might he or he make?

---

---

---

---

---

---

---

---

---

---



## Fossil Fuels Worksheet

Date: \_\_\_\_\_

Name: \_\_\_\_\_

Class: \_\_\_\_\_

### Categorize It

Choose the type of fuel used by each of the following. Some may use more than one type.

oil    natural gas    coal



---

---

---

---

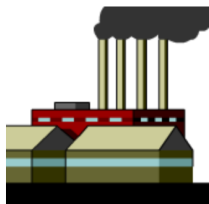


---

---

---

---

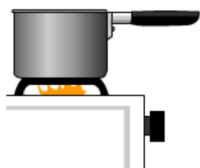


---

---

---

---



---

---

---

---

### List the Examples

List some drawbacks to burning fossil fuels.

---

---

---

List some alternative energy sources that can help replace fossil fuels.

---

---

---



## Fossil Fuels Graphic Organizer

Date: \_\_\_\_\_

Name: \_\_\_\_\_

Class: \_\_\_\_\_

### Venn Diagram

Compare and contrast the processes of mining coal and extracting oil.

[illegible]